

On-Line Safety

A word cloud centered around the phrase "Safer Internet Use". The words are arranged in a circular pattern around the central text. The words include: "Personal Information Security", "Safer Internet Use", "Safer Internet Use Day", "Netiquette", "Friends", "Random's", "Scams", "Trolls", "Avatars", "Passwords", "Social Networking", "Creeps", "Haters", "Viruses", "Bullying", "Bad language", "Username", "Private Pictures", "Hackers", and "Profile". The words are in various colors (blue, brown, orange) and orientations (horizontal, vertical, diagonal).

Personal Information Security
Safer Internet Use
Safer Internet Use Day
Netiquette Friends
Random's
Avatars Scams
Trolls
Passwords
Social Networking
Creeps
Haters
Viruses
Bullying
Bad language
Username
Private Pictures
Hackers
Profile



When were these introduced?

- Netflix

i-pad/tablet

Spotify

Snap chat

Pinterest

Instagram

Interactive
white
boards

Internet
banking

Fitbit

iphone

What will we be using in 10 years
time?

What jobs will our children be
doing in 10/20 years time?

85% Of Jobs That Will
Exist In 2030 Haven't
Been Invented Yet: Dell

Statistics

- Children aged 3-4 use the internet for an estimated **8 hours 18 minutes** in a typical week. (Ofcom 2016)
- Children aged 5-15 spend an estimated 15 hours on the internet a week. (Ofcom 2016)
- **55% of** 3-4 year-olds use a tablet computer to go online (Ofcom 2016) (12% in 2013, 39% in 2014)
- **63%** of parents of 12-15 year olds felt their child knew more about the internet, compared to 44% of parents of 8-11 year olds and 19% of 5-7 year olds
- **22%** of 8-12s have a profile on sites that require users to register as being 13 or over. (Ofcom 2013) (34% in 2011)
- From the age of 10 to 11 the number of social media profiles rapidly increases from 21% to 43% and from the age of 12 and 13 it increases from 50% to 74%. (Ofcom 2016)


Statistics

- In a ChildLine survey of 13-18 year olds:
- **60% said they had been asked for a sexual image or video of themselves**
- **40% said they had created an image or video of themselves**
- **25% said they had sent an image or video of themselves to someone else**

WHAT IS THE INTERNET LIKE FOR CHILDREN?

Connects you to
the world

Like bringing a
city into the home
or classroom



The good
&
The bad

Quiz time!

- **KPC**

Keeping Parents Clueless

- **LOL**

Laugh out loud

- **LSR**

Loser

- **POS**


Parent over shoulder

- **MIRL**

Meet in real life


Be aware

Content




- Pornography
- Racism
- Inaccurate information

Contact



- Threatening e-mail
- Paedophiles in chat, facebook etc

Commerce



- Invasion of privacy
- Blur between advertising & content

Commercialism on the net

- Blur between content & advertising
- Subtle request for information (games, auctions competitions)
- Collection of information makes net marketers dream
- Many parents unaware of dangers



- ✓ Eat kelloggs cereal
- ✓ Find codes in box
- ✓ Punch them in to get points
- ✓ Use points to get cool stuff.

SMART TIP 

Be careful about filling in online forms!



Newdigate C of E Infant School

Hedgehog class have agreed to follow these

On-line Safety Rules



- I will follow the bee rules when I tap and click.



- I know that what you see on the computer may not be true.



- I will tell a grownup if I see anything I don't like or I don't understand.



- I won't share passwords or give out information about me or my family.



SAVE the DATE

Safer Internet Day

2018 | Tuesday
6 February

www.saferinternetday.org



E-safety Resources for Schools, parents and children



The screenshot shows a web browser window with the URL <http://www.childnet.com/resources/the-adventures-c>. The browser's address bar also shows 'The Adventures of Kara, Wi...'. The website's header includes the 'Childnet International' logo on the left and a navigation menu with links: 'Resources', 'Shop', 'Blog', 'Contact us', and 'My Account'. Below this is a secondary navigation bar with links: 'Young people', 'Teachers and Professionals', 'Parents and Carers', 'Press and Policy', 'What we do', and 'Support Us'. The main content area features a large illustration of three cartoon characters (Kara, Winston, and a robot) on a blue background. Below the illustration, the title 'The Adventures of Kara, Winston and the SMART Crew' is displayed in large, orange, sans-serif font. Underneath the title, a paragraph states: 'These cartoons illustrate 5 e-safety **SMART** rules and include a real life SMART Crew of young people, who guide the cartoon characters in their quest, and help them make safe online decisions.' To the right of the title, there is a list of chapters in an orange box: 'Chapter 1: What should you accept?', 'Chapter 2: What is Reliable?', 'Chapter 3: What should you keep safe?', 'Chapter 4: Who should you tell?', and 'Chapter 5: Be careful when meeting up'. A button labeled '← Back to resources' is located above the chapter list.

Childnet International

Young people Teachers and Professionals Parents and Carers Press and Policy What we do Support Us

The Adventures of Kara, Winston and the SMART Crew

These cartoons illustrate 5 e-safety **SMART** rules and include a real life SMART Crew of young people, who guide the cartoon characters in their quest, and help them make safe online decisions.

- Chapter 1: What should you accept?
- Chapter 2: What is Reliable?
- Chapter 3: What should you keep safe?
- Chapter 4: Who should you tell?
- Chapter 5: Be careful when meeting up

**THINK
U
KNOW**
CO.UK

Home

Have fun

Be careful

**Know who
to talk to**

Goodies

Lee and Kim

Hector's World

Top Tips

Hello

If you are 5, 6 or 7, I bet you probably like to use the computer for fun.

We've made this website to help you go on the internet in a safe way and know who to talk to if you are worried.

You can also find out about [Lee & Kim's adventures](#) or watch [Hector and his friends](#) learning to use computers safely!



**Lee and Kim's
Adventures: Animal Magic**



Be smart on the internet



 **Childnet**
International
www.childnet.com

S

SAFE

Keep safe by being careful not to give out personal information – such as your full name, email address, phone number, home address, photos or school name – to people you are chatting with online.



M

MEETING

Meeting someone you have only been in touch with online can be dangerous. Only do so with your parents' or carers' permission and even then only when they can be present.



A

ACCEPTING

Accepting emails, IM messages, or opening files, pictures or texts from people you don't know or trust can lead to problems – they may contain viruses or nasty messages!



R

RELIABLE

Information you find on the internet may not be true, or someone online may be lying about who they are.

T

TELL

Tell your parent, carer or a trusted adult if someone or something makes you feel uncomfortable or worried, or if you or someone you know is being bullied online.

You can report online abuse to the police at www.thinkuknow.co.uk

**THINK
UK
KNOW**



www.kidsmart.org.uk

KidSMART



Visit Childnet's Kidsmart website to play interactive games and test your online safety knowledge. You can also share your favourite websites and online safety tips by Joining Hands with people all around the world.



Top Tip Number

1

People you don't know are strangers. They're not always who they say they are.

Top Tip Number

3

Keep your personal information private.

Top Tip Number

2

Be nice to people on the computer like you would in the playground.

Top Tip Number

4

If you ever get that 'uh oh' feeling, you should tell a grown-up you trust.

Firewalls and filters

A **firewall** identifies safe sites and allows access to nothing but them, and it prevents outsiders from accessing private data resources on your computer whereas,

A **filter** identifies dangerous sites and allows access to everything but them.




Guides to set parental controls

<https://www.internetmatters.org/parental-controls/>

Print out easy to use step by step instructions

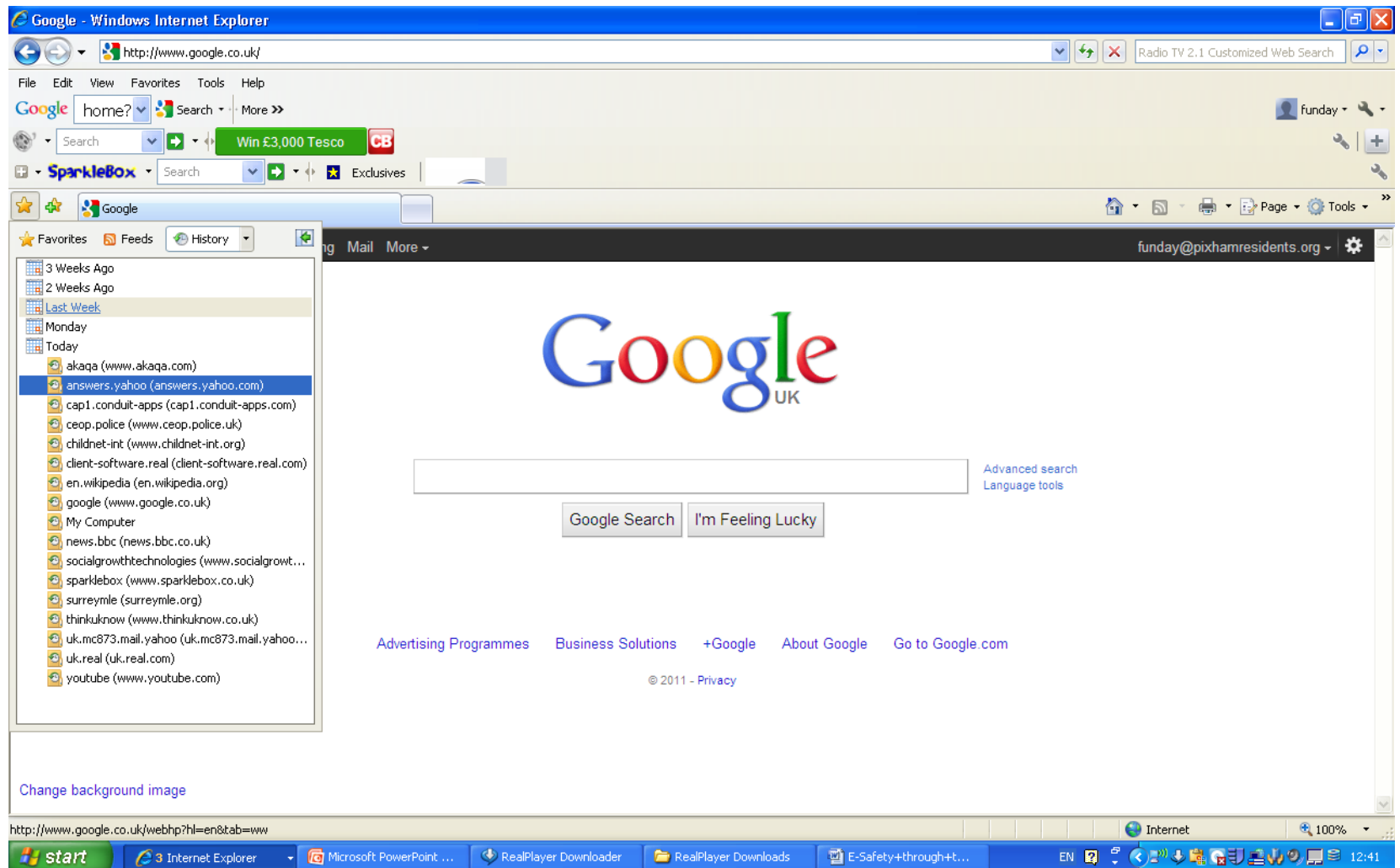
Where can I set parental controls and what can I protect?

There are three levels of parental controls that you should be aware of:

Broadband & mobile networks 	Devices 	Entertainment & search engines 
Where? <ul style="list-style-type: none">• Home broadband (e.g. Sky Broadband)• Mobile operator (e.g. Vodafone)• Public WiFi	Where? <ul style="list-style-type: none">• Smartphones• Tablets• Laptops• Gaming consoles• Smart TVs	Where? <ul style="list-style-type: none">• Search engines• Online video sharing (e.g. YouTube)• Online streaming and entertainment (e.g. Netflix)
What do they do? <ul style="list-style-type: none">• Protects your child from accessing age-inappropriate content• Prevents access to certain sites	What do they do? <ul style="list-style-type: none">• Prevents access to certain already downloaded apps• Prevents the purchasing of new apps• Prevents the downloading new apps• Prevents changes to privacy settings• Prevents password changes	What do they do? <ul style="list-style-type: none">• Protects your child from accessing age-inappropriate content• Shows content suitable for their age

History

Check the History on the computer.



People assume grooming takes time.
Kayleigh's story happened in 15 days.

<https://leics.police.uk/categories/kayleighs-love-story-film>

Kayleigh's Love Story Film



What can I do to help?

- Sign our online pledge
- Add our CEASE twibbon to your social media profile
- Text CEASE to 87007 (texts will be charged at your standard message rate)
- Sign a CEASE hand
- Send a CEASE hand selfie to LeicsPolice via Snapchat.



<http://www.youtube.com/watch?v=aXV-yaFmQNk>

<https://www.youtube.com/watch?v=MGMsT4qNA-c>



A Magazine Is an iPad That Does Not Work.m4v